

## Accessible Voting Systems

As a general rule, a county or political subdivision must provide at least one accessible voting machine in each early voting and election day polling place, pursuant to Section 61.012(a)(1)(C) of the Code. At least one unit of accessible voting system equipment must be provided so that voters with disabilities may independently vote a secret ballot.

A voting system must satisfy specific accessibility standards outlined in Rule 81.57 of Title 1 of the Texas Administrative Code before the system may be certified for use in Texas elections.

However, for elections in which a federal office is not on the ballot, a county or a political subdivision located within a county with a population less than 20,000 may be able to obtain a limited exemption from the general requirement of providing one accessible voting machine in each polling place. The rules and procedures for that exemption are outlined in Section 61.013 of the Code and in Secretary of State Election Advisory No. 2023-05.

# mark and print your ballot



- ▶ The ballot marking device is touch screen operated
- ▶ An accessible device with audio is also available
- ▶ Follow the instructions on the screen to:
  - Enter your access code
  - Insert your ballot paper
  - Mark and print your ballot


1

Enter your access code and select **Accept**.



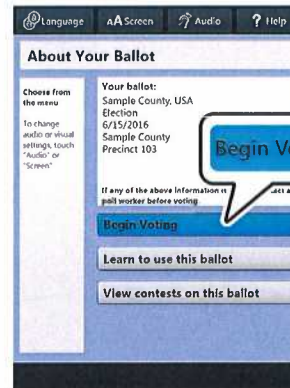
2

Insert one sheet of ballot paper as shown.



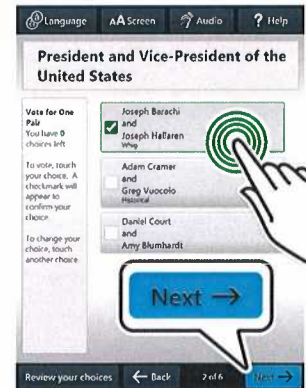
3

When ready, select **Begin Voting**.



4

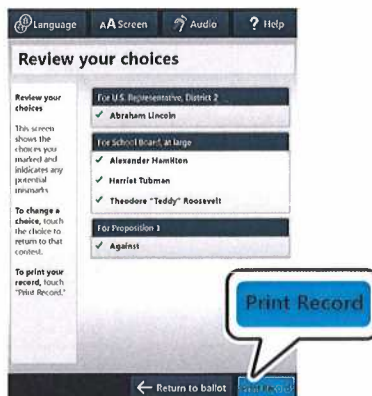
Select your choice; select **Next** to go to the next contest.



5

Review your ballot. When you're ready, select **Print Record**.

▶ If your ballot requires multiple sheets, you will be prompted when it is time to remove the first sheet and insert the next blank sheet.



6

Retrieve your printed record and take all sheets to the scanner to cast your ballot.

